

Quotation (09/30/2020)

PLAS3 - R\$ 4,30 (*)

Market value at 09/30/2020 - (MARKET CAP BOVESPA)

R\$ 53.4 milhões

Number of shares (*)

Ordinárias: 12,425 M

Investor Relations

Rua Wilhelm Winter, nº 300
- Sala 01 - Distrito
Industrial - Jundiaí - SP -
CEP 13213-000

Board of Directors

Paulo Silvestri
Andrew C. de Araújo
Edson F. Menezes
Rui Chammas
Paulo Zimath

Supervisory Board

Antonio Farina
Cleidir Donizete de Freitas
Charles Dimetrius Popoff

Website:

www.plascargroup.com

IR Contact

Paulo Silvestri
Chief Financial and Investor
Relations Officer.
Paulo.silvestri@plascargroup.com
Telefone: (11) 2152.5201

Jundiaí, SP, November 11, 2020 – Plascar Participações Industriais SA (Bovespa: PLAS3), a company operating in the Brazilian market for parts and pieces related to the internal and external finishing of automotive, light and heavy, present in the original markets (OEM's), serving automakers in Brazil, announces its 2020 2nd semester results. The Company's operating and financial information, except when otherwise indicated, is consolidated and the monetary values are expressed in Reais.

According to ANFAVEA, there was an increase in vehicle production in September 2020 of 4.4% compared to August 2020. The third quarter of 2020 showed a 23.2% drop compared to the 3rd Quarter of 2019, and in the year 2020, the drop-in production was 41.1% compared to the same period in 2019.

In this context of volume recovery, there was an important recovery in the Company's margin and other main indicators in the third quarter of 2020, especially in September, when it managed to leverage its revenues, showing an increase of 13% compared to August 2020. In relation to the third quarter of 2019, however, there was a drop in the Company's revenues of around 11.9% in the periods compared. However, despite the drop-in revenues, the Company showed superior performance to the market, which recorded a drop of 23.2% as reported by ANFAVEA.

The 3rd Quarter of 2020 was impacted by idleness, adequacy of production due to safety and health measures in the resumption of volumes, constitution of provisions and also by the retraction in the volumes of vehicles produced in the period, reflecting the effects of the COVID-19 pandemic initiated in the last week of March 2020.

Eliminating the effects of non-recurring items, the Company's EBITDA in September 2020 would close positive at R\$ 537 versus Negative R\$ 1,380 in August 2020. In the 3rd Quarter it closed negative at R\$ 2,926, against R\$ 17,268 negatives in q2 2020.

The fourth quarter of 2020 is also expected to be marked by the challenges of recovery, with the continued search for increased production volume, strengthening cash generation and coping with the crisis that began in March 2020, resulting from the COVID-19 pandemic.

Performance Table for the Nine Month period of 2020:

- **Negative Gross Margin of 5.5% (R\$ 12.7 million).**
- **Net Revenue of R\$ 232.1 million**
- **Negative EBITDA of R\$ 25.4 million (Margin -11.0%).**

Main indicators

Plascar	Performance in the Period		
	9'M 2020	9'M 2019	Var %
Amounts in R\$ thousand			
Gross Sales	284,151	349,420	-18.7%
Net Revenue	232,065	290,137	-20.0%
Gross Income (Loss)	(12,714)	11,469	-210.9%
Gross Margin %	(5.5%)	4.0%	-9.5p.p.
EBITDA (1)	(25,412)	(6,781)	-274.8%
EBITDA Margin %	(11.0%)	(2.3%)	-8.7p.p.
Net Loss	(100,080)	(126,681)	21.0%

Elimination of non-recurring items:

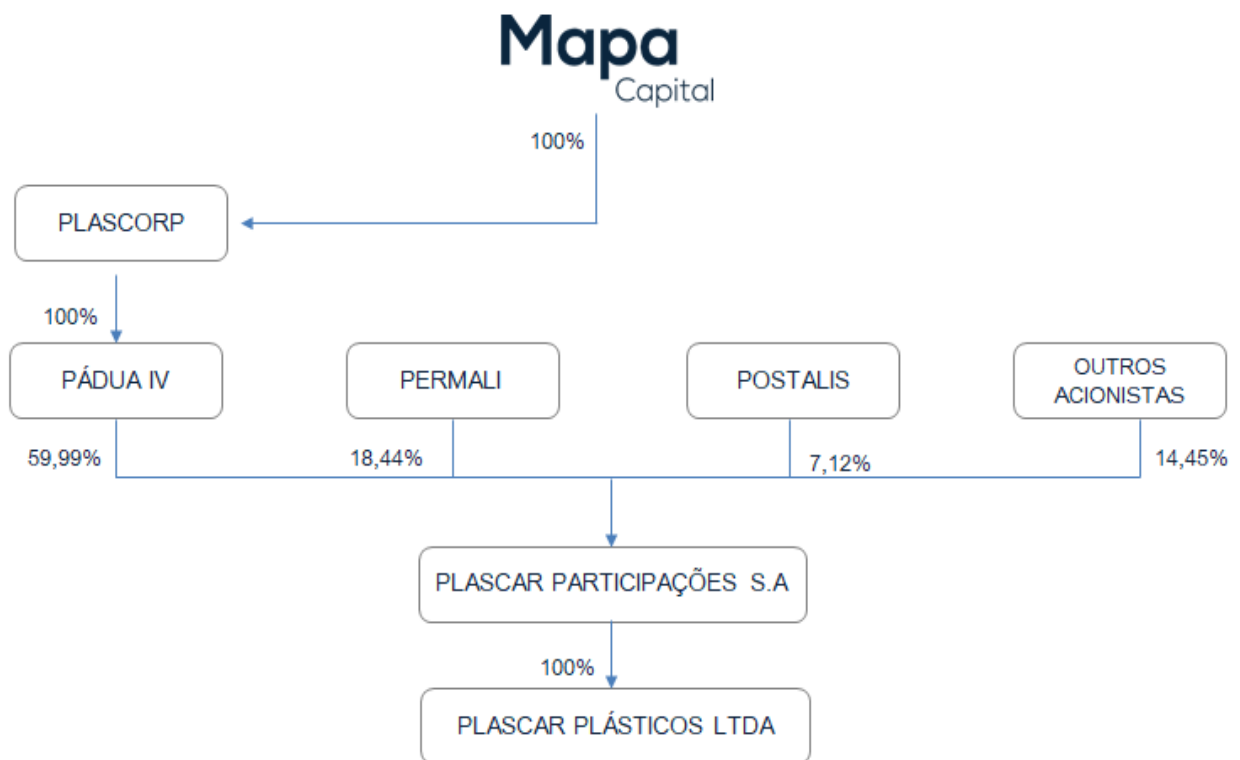
	9'M20	9'M19
Provision of commercial liabilities	4,707	-
Labor lawsuits (change of criteria)	3,142	-
EBITDA ajusted (1)	(17,563)	(6,781)
Adjusted net loss (2)	(92,231)	(126,681)

History

The company started its activities in October 1963 in Jundiaí/SP, in the field of Rubber Artifacts. From 1973, it began to operate in the automotive market, and in the mid-1980s, after several incorporations, the company impressed a great boost in its activities, through a program of growth and modernization, which made it a leading company in the plastic parts market for the automotive sector.

Corporate Structure

Following the completion of the Company's financial restructuring on January 31, 2019, the Controlling Interest of Plascar S.A. became padua IV S.A., with a 59.99% stake in its capital, which is also composed of Permali do Brasil Indústria e Comércio Ltda., with 18.44%, by Postalís Instituto de Seguridade dos Correios e Telégrafos, with 7.12%, and by other individual shareholders who have, together, 14.45%.



Operating Performance

According to data from the Brazilian Association of Motor Vehicle Manufacturers (ANFAVEA), vehicle production in 3rd semester 2020 fell by 41.1% over the same period in 2019. The company's net revenue fell 20.0% in the compared periods, reaching a negative gross margin of 5.5%.

Source: ANFÁVEA – BRASIL			
AUTOMOTIVE INDUSTRY SCENARIO	9'M 19	9'M 20	VAR. %
VEHICLE PRODUCTION	2,259	1,331	- 41,1%
VEHICLE SALES	2,030	1,374	- 32,3%

Vehicle production grows again in September and is the largest of the year

An increase over August was 4,4%, but the 41,1% decline in the year-to-date is still impacting.

According to Anfavea's monthly balance sheet, vehicle manufacturers recorded a 4,4% increase in production in September compared to August. There were 220,200 units assembled, against 210,900 in the previous month. Although the number seems promising, since it is the best mark of the year, in the historical comparison the ninth

month of this year is the worst September since 2016, according to Luiz Carlos Moraes, president of the association.

In the accumulated year, the decrease remains significant, 41,1% compared to 2019. 1.33 million vehicles were produced this year, compared to 2.26 million in the same period last year, a difference of more than 900,000 units to fewer that were not recovered and correspond to something with three months of production. The president of Anfavea noted that this is the worst result ever recorded in the period January to September since 2003.

Luiz Carlos Moraes also stressed the fact that production in automakers is in line with new demands. "The total licensing, for example, was 208,000 units in September; discounting about 10% related to imported models and adding the 31,000 exported, we see that the industry is working at the new pace of the market", he explained.

The sales results in September were not better only because some products were missing, which had production below demand. Asked if this situation could continue and undermine the performance of the sector this year, Moraes replied: "I don't think this is a chronic but fleeting problem that should be resolved in the coming months. The industry is adjusting to the market, still trying to make a reading of what and how much it should produce. If there is no shortage of insums and components, as there has not been so far, this lack of some products should be overcome in a short time."

Truck production grows 29% in September, but there is still a drop in the year

Domestic demand pulls the pace of factories, but restrictions prevent more agility.

Truck production grew 29% in September compared to August, to 9,400 units, according to data released by Anfavea, the manufacturers' association. The result is a reflection of domestic market demand. Despite this, the accumulated production of the year remains lower than that of 2019: in nine months, the industry delivered 58,300 units, a 33% decline over the result of the same period last year.

Anfavea improves 2020 projections with reservations

Association of vehicle manufacturers assesses that numbers may still change by the end of the year.

After five straight months of recovery of the Brazilian vehicle market, which in September had the best month of the year with higher numbers than those recorded before the coronavirus pandemic hit the country, Anfavea presented new and improved projections of domestic sales, production and even predicts that exports are better than expected. However, the manufacturers' association puts a number of caveats to the new estimates, pointing out that there are still uncertainties in the next three months that could shift the numbers down or up, starting with the development of covid-19 itself, which remains a major threat to health and the economy.

With what you can see now, the direction of Anfavea has recalibrated its projections a lot. The estimate is that the domestic market is expected to consume 1.92 million vehicles (including cars, light commercial vehicles, trucks and buses), which represents a drop of 31% over 2019, still quite significant, but much better than the 40% retraction estimate made in June.

Because to the faster pace of the domestic market, for production the forecast redone also indicates an improvement of 10 percentage points, with 1.91 million units assembled and a 35% decrease compared to last year, in July the calculation of a drop was 45%.

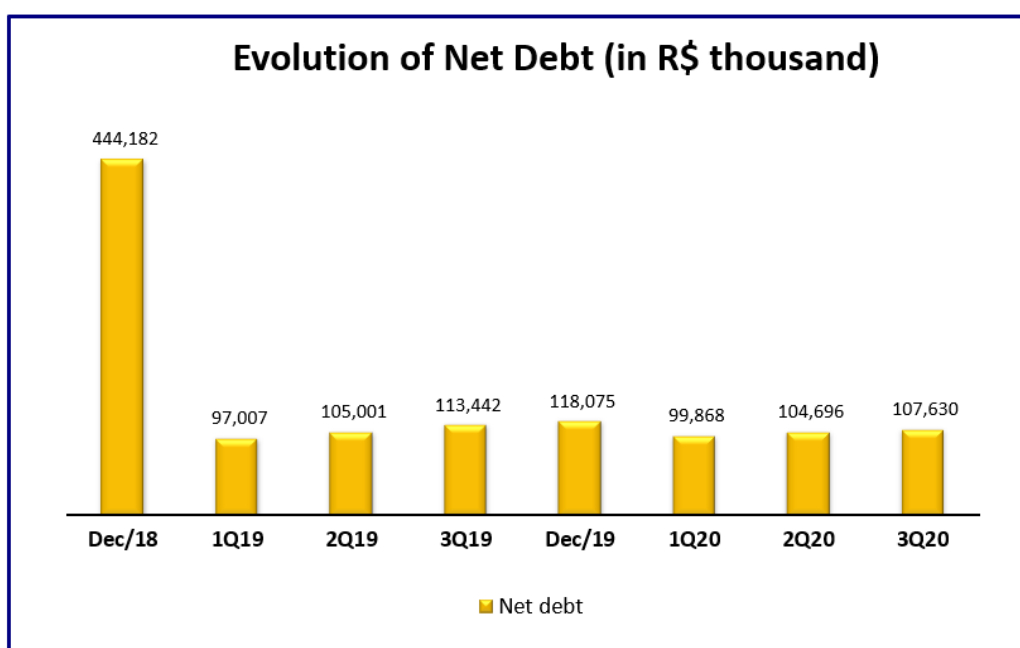
For exports, the scenario improved, although Brazil's main vehicle-buyer countries are going through severe economic downturn, especially Argentina, the largest foreign customer. Anfavea expects its associates to export a total of 284,000 units this year, which represents a sharp drop of 34% over 2019, still better than the 53% drop projected in July. In figures, the entity estimates that external sales revenues are expected to total

US\$ 6.8 billion in 2020, a value 30% below that calculated last year, before the estimate was contraction of 50%.

Company Restructuring

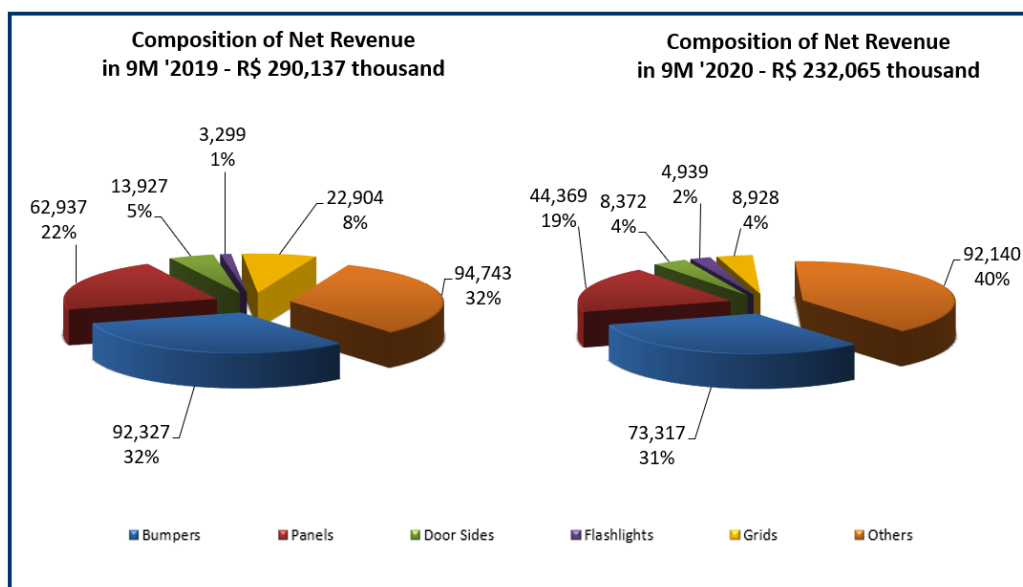
On December 13th, 2018, the restructuring of the Company's debt was approved according to the Extraordinary General Meeting.

On January 31th, 2019, in accordance with the Notice to Shareholders and Material Fact disclosed to the market, the Company's capital was increased with the payment by means of credits held against Plascar Ltda by private subscription, in the amount of R \$ 449,483, upon the issue 7,455,251 common shares, acquired by the company Pádua IV SA, thus concluding the Company's restructuring process.



Management continues to negotiate liabilities with several creditors, with the objective of adjusting them to the Company's cash generation capacity. During 2019 and early 2020, certain liabilities were renegotiated, which are now reported in non-current liabilities.

PLASCAR		
	Gross Revenue	Net Revenue
9'M 2020	R\$ 284,151	R\$ 232,065
9'M 2019	R\$ 349,420	R\$ 290,137
Variation (%)	-18.7%	-20.0%



Gross P&L vs. Gross Margin %

In 9'M 2020 the gross margin was negative by 5.5% against 4.0% positive in 2019. In the third quarter of 2020, the gross margin was positive at 0.5% versus 12.7% in 2019.

EBITDA in R\$ vs. EBITDA%

EBITDA in 9'M 2020 totaled Negative R\$ 25,412,000 (Negative R\$ 6,781,000 at 9'M 2019). EBITDA margin stood at 11.0% negative in 2020 (negative 10.9% in q3 2020) versus 2.3% positive in 2019 (4.9% positive in q3 2019).

The net loss totalized R\$ 64,057 thousand in the first half of 2020 (R\$ 37,373 in the second quarter of 2020), in the same period of 2019 added to a loss of R\$ 102,613 (R\$ 44,943 in the second quarter of 2019).

Human Resources

Despite the economic adversities in the country, the Company seek to preserve the employment and did not lay off any relevant number in the period. Moreover, the Company continued to invest in the professional development of its employees, with approximately 27.30 hours of teaching and training per employee (in the last 12 months), focused on SENAI learning courses, internships, as well as internal training, with technical and operational development.

The Company closed September 30, 2020 with a staff of 1,751 employees (1,806 on 2019).

Disclaimer

We make statements about future events that are subject to risks and uncertainties. Such statements are based on critical evaluation of our Management and information to which the Company currently has access. Statements about future events include information about our current intentions or expectations, as well as those of the members of the Company's Board of Directors and Officers.

Forward-looking statements and information are not guarantees of performance. They involve risks, uncertainties and assumptions because they refer to future events, therefore depending on circumstances that may or may not occur. Future results and shareholder value creation may differ significantly from those expressed or suggested by forward-looking statements. Many of the factors that will determine these results and values are beyond our ability to control or predict.

Credit Exclusion of ICMS from the calculation basis of PIS / COFINS - Accounting record transit on trial

The Company informs that, in 2010, it issued a Writ of Mandamus in order to exclude ICMS from the PIS and COFINS calculation bases. In September 2017, the Company obtained a favorable decision at first instance and, in October 2019, it obtained a new favorable sentence in appeal (STF). At the same act, the process became final. In view of this, the Company initiated a procedure to collect amounts unduly paid as from 2005 and claim their respective reimbursement. The Company has reliably calculated and measured the respective amounts.

At August 19th, 2019, the Company had a favorable sentence for the use of the ICMS in tax notes for credit calculation.

In the fourth quarter of 2019, based on the opinion and report prepared by its advisors, the Company recorded the amount of R\$ 179,069 in the caption of taxes to be recovered in the balance sheet to offset against current taxes administered by the Brazilian Federal Revenue in future periods. The principal amount of the credits, net of lawyers' success fees, was recognized as other operating income and the monetary restatement was recognized in the financial income item in the income statement for the period.

The approval and qualification of R \$ 123,396 related to part of the referred credit with the Federal Revenue of Brazil for future tax compensation, occurred on January 3, 2020, and the remaining amount of the credit in the amount of R \$ 55,673, will be subject to analysis by the Federal Revenue of Brazil for refund or future compensation of taxes previously paid in installments.

The Company compensated until September 30, 2020 the amount of R\$ 36.189

Renegotiation of rent debt

The Company concluded in January 2020 the renegotiation of its overdue rent debt, the balance of which at December 31, 2019 was R\$ 137 million, recorded under the heading "other liabilities" and "rental liabilities" in the current year.

With the conclusion of this negotiation, the updated debt was paid in installments, with a grace period of more than one year to start payments. The balance was transferred to Other liabilities non-current liabilities in January 2020.

Impacts of COVID-19 (Coronavirus) on the Company's business

On March 11, 2020, the World Health Organization (WHO) declared the Coronavirus outbreak (COVID-19) as a pandemic on a global scale. The outbreak triggered significant decisions by governments and private sector entities, which added to the potential impact of the outbreak, increased the degree of uncertainty for economic agents and could generate impacts on financial statements. The world's main economies and major economic blocs have been studying packages of significant economic stimulus to overcome the potential economic recession that these measures to mitigate the spread of COVID-19 can provoke.

In Brazil, the Executive and Legislative Branches of the Union published several normative acts to prevent and contain the pandemic, as well as mitigate the respective impacts on the economy, especially Legislative Decree No. 6, published on March 20, 2020, which declares the state of public calamity. State and municipal governments have also published several normative acts seeking to restrict the free movement of people and commercial and service activities, in addition to enabling emergency investments in the health area.

Production suspensions have reached almost the entire sector in the country, with 123,000 workers stopped at 63 factories located in 40 cities in 10 states. Several automakers began outages in March even because of increased shortages. According to the president of Anfavea, about 7% of the market drop occurred exclusively because of

the crisis caused by Coronavirus in Brazil. The drop in vehicle production in q3 2020 was 23.2% compared to the same period in 2019.

Management has consistently evaluated the impact of the outbreak on the operations and equity and financial position of the Company and its subsidiary, with the objective of implementing appropriate measures to mitigate the impacts on operations. The Administration immediately activated its Crisis Committee to ensure the safety of its employees, service providers and serviced customers.

- Implementation of a Crisis Management committee;
- Restrictions on the movement and agglomeration of people in their facilities, as a way to prevent the spread of the virus;
- Suspension of trips, face-to-face training and participation in events for all employees;
- Guidance of home office regime for employees whose function enables this modality of work and isolation of all employees classified as at higher risk (over 60 years and with chronic diseases, according to the guidance of public entities);
- Intensification of internal communications of preventive measures, availability of 24-hour medical care channels to support employees and family members and availability of internal communication channels to employees, focused on pandemic care; And
- Optimization of the use of technology to ensure virtual service to its customers, impacting as little as possible its administrative and operational activities

In order to reduce the financial impacts, the Administration also adopted the following measures:

- Anticipation of collective vacations for its employees and on April 1, 2020, aligned with the union responsible for the category, implemented the reduced journey by 50% for all employees;
- Renegotiation of deadlines of certain liabilities with banks, suppliers and other accounts payable;
- From the end of February and early March 2020, the Company implemented an even greater control of the management of its inventories to keep them at the minimum level necessary;
- The Administration benchmarked with other auto parts and also with the automakers to exchange information and measures for application in the Company.

Despite the total shutdown of the automakers, which occurred in different periods between the months of March and June 2020, the three plants continued to function. However, the pace of work was very slow, focusing on specific projects and preventive maintenance activities. The costs related to the idle capacity of the plants in this quarter were measured by Management and recorded directly in the income for the period, in accordance with CVM guidance 24/92.

The Company's operations for the quarter ended September 30, 2020 were significantly impacted by the pandemic, resulting in a total drop in revenues of 11.9% compared to the same period in 2019.

Management is monitoring the effects of the crisis for the coming months. After five consecutive months of recovery of the Brazilian vehicle market, which in September 2020 had the best month of the year with higher numbers than those recorded before the Coronavirus pandemic hit the country, ANFAVEA presented new and improved projections of domestic sales, production and even predicts that exports are better than expected. However, the manufacturers' association puts a number of caveats to the new estimates, pointing out that there are still uncertainties in the next three months that could shift the numbers down or up, starting with the development of covid-19 itself, which remains a major threat to health and the economy. Also according to ANFAVEA, there was an increase in vehicle production in September 2020 of 4.4% compared to August 2020. The Company showed a 13% increase in September compared to August 2020 in

its revenues, thus showing an important recovery in the Company's main indicators in the third quarter of 2020.

Through this potential market recovery, the Company has already adopted some measures of flexibility and gradual resumption of its production capacity, which stand out:

- Resumed the working day gradually from August 2020. As of September 2020, all employees of the Company have a full working newspaper;
- Guidance of home office regime only for employees classified as at higher risk (over 60 years and with chronic diseases, according to the guidance of public entities);
- Resumption of third-party visits to the Company's facilities, by prior scheduling and following security protocols;
- Intensification of hygiene and health protocols to ensure the health of all employees, customers and partners of the Company.
- Demobilization of the Crisis Committee implemented at the beginning of the pandemic. However, the committee remains available to be triggered when necessary.

Summarized financial statements

Assets

Statement of financial position

(In thousands of
reais)

	Individual		Consolidated	
	09/30/2020	12/31/2019	09/30/2020	12/31/2019
Current assets				
Cash and cash equivalents	17,447	29	18,878	17,383
Trade accounts receivable	-	-	34,666	26,062
Inventories	-	-	47,054	44,439
Taxes recoverable	-	-	16,538	51,844
Other assets	17	17	2,026	2,389
Total current assets	17,464	46	119,162	142,117
Noncurrent assets				
Taxes recoverable	-	-	143,057	132,957
Judicial deposits	-	-	4,099	4,792
Investment property	-	-	8,475	8,542
Property, plant and equipment in operation	7	7	281,902	307,193
Right-of-use assets	-	-	24,243	35,766
Other assets	-	-	161	115
Total noncurrent assets	7	7	461,937	489,365
Total assets	17,471	53	581,099	631,482

Summarized financial statements

Liabilities and equity

Statement of financial position

(In thousands of reais)

	Individual		Consolidated	
	09/30/2020	12/31/2019	09/30/2020	12/31/2019
Current liabilities				
Loans and financing	-	-	29,248	35,296
Lease liabilities	-	-	20,215	17,562
Trade accounts payable	-	-	33,960	22,313
Taxes payable	23	35	40,692	47,145
Payroll, vacation pay and social charges payable	-	-	98,065	56,932
Advances from customers	-	-	17,645	20,785
Related parties	-	-	-	6,160
Other accounts payable	-	-	23,409	114,864
Total current liabilities	23	35	263,234	321,057
Noncurrent liabilities				
Contingencies	-	-	12,077	7,395
Related parties	29,998	11,554	7,811	-
Provision for capital deficiency	159,733	60,667	-	-
Loans and financing	-	-	97,260	100,162
Lease liabilities	-	-	21,800	42,736
Payroll, vacation pay and social charges payable	-	-	11,542	15,017
Deferred income and social contribution taxes	-	-	19,038	18,501
Taxes payable	-	-	113,452	116,286
Other accounts payable	-	-	207,168	82,531
Total noncurrent liabilities	189,731	72,221	490,148	382,628
	189,754	72,256	753,382	703,685
Equity				
Capital	931,455	931,455	931,455	931,455
Equity adjustments	343	405	343	405
Accumulated losses	(1,104,081)	(1,004,063)	(1,104,081)	(1,004,063)
Total equity	(172,283)	(72,203)	(172,283)	(72,203)
Total liabilities and equity	17,471	53	581,099	631,482

**Summarized
financial
statements**

Statements of profit or loss
Nine-month period ended September 30, 2020 and 2019
(In Thousand of Reais)

	Individual		Consolidated	
	09/30/2020	12/31/2019	09/30/2020	12/31/2019
Net operating revenue	-	-	232,065	290,137
Costs of products	-	-	(244,779)	(278,668)
Gross profit	-	-	(12,714)	11,469
Selling, general and administrative expenses				
Expenses with sales	-	-	(15,407)	(15,589)
General and administrative expenses	(1,062)	(1,191)	(39,160)	(45,053)
Equity pickup	(99,066)	(125,500)	-	-
Other net operating income/(expenses)	-	-	(3,951)	(2,285)
Operating profit	(100,128)	(126,691)	(58,518)	(62,927)
Income before finance income (costs) and taxes	(100,128)	(126,691)	(71,232)	(51,458)
Financial outcome				
Finance income	65	23	13,621	2,940
Finance expenses	(17)	(13)	(41,931)	(76,845)
	48	10	(28,311)	(73,905)
Losses before Income and social contribution taxes	(100,080)	(126,681)	(99,542)	(125,363)
Income before taxes				
Deferred	-	-	(538)	(1,318)
	-	-	(538)	(1,318)
Losses for the period	(100,080)	(126,681)	(100,080)	(126,681)
Income (loss) attributable to:				
Controlling shareholders	-	-	-	-
Noncontrolling shareholders	(100,080)	(126,681)	(100,080)	(126,681)
	(100,080)	(126,681)	(100,080)	(126,681)

Summarized financial statements

Statements of cash flows for the years ended September 30, 2020 and 2019

(In thousands of Reais)

	Individual		Consolidated	
	09/30/2020	09/30/2019	09/30/2020	09/30/2019
Cash flows from operating activities				
Net loss for the year before income and social contribution taxes	(100,080)	(126,681)	(99,542)	(125,363)
Adjustments to reconcile net income to cash from (used in) operating activities:				
Depreciation	-	-	28,633	30,411
Amortization	-	-	17,063	14,133
Loss on disposal of assets	-	-	35,922	48,096
Interest and monetary variation, net	-	-	9,004	6,381
Provision for legal claims	-	-	443	(184)
Provision for adjustment of inventories at market value and obsolescence	-	-	2,377	415
Equity pick-up	99,066	125,500	-	-
(Increase)/decrease in asset and liability accounts				
Accounts receivable from customers	-	-	(10,982)	(27,063)
Inventories	-	-	(3,058)	(10,397)
Taxes to recover	-	-	25,206	(2,143)
Judicial Deposits	-	-	693	24
Other asset accounts	-	-	385	3,557
Suppliers	-	-	11,163	8,135
Obligations with staff and social charges	-	-	32,320	15,829
Advance of customers	-	-	(5,110)	18,708
Taxes, contributions and installments to be collected	(12)	17	(19,059)	(8,200)
Provision for legal claims (payments)	-	-	(4,322)	(6,057)
Other accounts payable	-	-	3,599	9,995
Interest paid	-	-	(8,780)	(4,327)
Net cash from (applied in) operating activities	(1,026)	(1,164)	16,310	(27,621)
Cash flows from investment activities				
Acquisitions of fixed assets and intangible assets	-	-	(3,697)	(6,497)
Net cash used in investment activities	-	-	(3,697)	(6,497)
Cash flows from financing activities				
Borrowings	-	-	3,277	52,726
Payment of loans and financing (principal and interest)	-	-	(16,046)	(6,477)
Net increase in receivables from related parties	18,444	1,212	1,651	413
Net cash used in financing activities	18,444	1,212	(11,118)	46,662
Increase in cash and cash equivalents	17,418	48	1,495	12,544
Cash and cash equivalents at the beginning of the year	29	-	17,383	303
Cash and cash equivalents at the end of the year	17,447	48	18,878	12,847
Increase in cash and cash equivalents	17,418	48	1,495	12,544